

Tiger Bifacial DG 445-465 Watt

Tiling Ribbon (TR) Technology

Positive power tolerance of 0~+3%

ISO9001:2015、ISO14001:2015、ISO45001:2018
certified factory.

IEC61215、IEC61730 certified products.

(Made in China/Malaysia/U.S/vietnam)



KEY FEATURES



TR technology + Half Cell

TR technology with Half cell aims to eliminate the cell gap to increase module efficiency (bi-facial up to 20.43%)



9BB instead of 5BB

9BB technology decreases the distance between bus bars and finger grid line which is benefit to power increase.



Higher lifetime Power Yield

2.5% first year degradation,
0.5% linear degradation



Best Warranty

12 year product warranty,
30 year linear power warranty



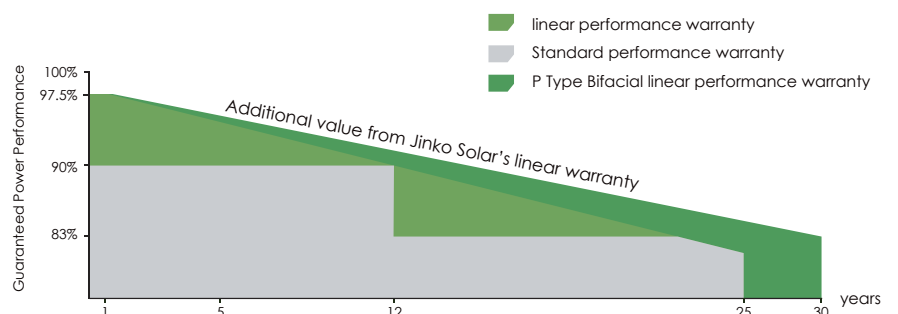
Avoid debris, cracks and broken gate risk effectively

9BB technology using circular ribbon that could avoid debris, cracks and broken gate risk effectively




LINEAR PERFORMANCE WARRANTY

12 Year Product Warranty • 30 Year Linear Power Warranty
0.5% Annual Degradation Over 30 years



- IEC61215, IEC61730 certified product

Engineering Drawings

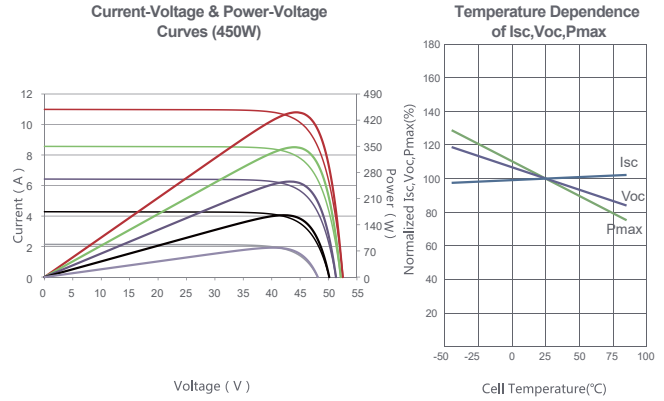


Packaging Configuration

(Two pallets = One stack)

35pcs/pallets, 70pcs/stack, 630pcs/ 40'HQ Container

Electrical Performance & Temperature Dependence



Mechanical Characteristics

Cell Type	P type Mono-crystalline
No. of cells	156 (2×78)
Dimensions	2205×1032×30mm (86.81×40.63×1.38 inch)
Weight	29.0 kg (63.93lbs)
Front Glass	2.0mm, Anti-Reflection Coating
Back Glass	2.0mm, heat strengthened glass
Frame	Anodized Aluminium Alloy
Junction Box	IP67 Rated
Output Cables	TUV 1×4.0mm ² (+): 250mm, (-): 150 mm or Customized Length
Connector	JK03M/2B, MC4 EV02
Fire Rating	Class C

SPECIFICATIONS

Module Type	JKM445M-7RL3-BDVP		JKM450M-7RL3-BDVP		JKM455M-7RL3-BDVP		JKM460M-7RL3-BDVP		JKM465M-7RL3-BDVP	
	STC	NOCT	STC	NOCT	STC	NOCT	STC	NOCT	STC	NOCT
Maximum Power (Pmax)	445Wp	331Wp	450Wp	335Wp	455Wp	339Wp	460Wp	342Wp	465Wp	346Wp
Maximum Power Voltage (Vmp)	43.13V	39.51V	43.19V	39.62V	43.25V	39.73V	43.32V	39.84V	43.38V	39.95V
Maximum Power Current (Imp)	10.32A	8.38A	10.42A	8.45A	10.52A	8.52A	10.62A	8.59A	10.72A	8.66A
Open-circuit Voltage (Voc)	51.60V	48.70V	51.70V	48.80V	51.80V	48.89V	51.90V	48.99V	52.00V	49.08V
Short-circuit Current (Isc)	11.08A	8.95A	11.17A	9.02A	11.26A	9.09A	11.35A	9.17A	11.44A	9.24A
Module Efficiency STC (%)	19.56%		19.78%		20.00%		20.21%		20.43%	
Operating Temperature(°C)	-40°C~+85°C									
Maximum system voltage	1500VDC (IEC)									
Maximum series fuse rating	25A									
Power tolerance	0~+3%									
Temperature coefficients of Pmax	-0.35%/°C									
Temperature coefficients of Voc	-0.28%/°C									
Temperature coefficients of Isc	0.048%/°C									
Nominal operating cell temperature (NOCT)	45±2°C									
Refer. Bifacial Factor	70±5%									

BIFACIAL OUTPUT-REAR SIDE POWER GAIN

		467Wp	473Wp	478Wp	483Wp	488Wp
5%	Maximum Power (Pmax)	467Wp	473Wp	478Wp	483Wp	488Wp
	Module Efficiency STC (%)	20.53%	20.76%	20.99%	21.23%	21.46%
15%	Maximum Power (Pmax)	512Wp	518Wp	523Wp	529Wp	535Wp
	Module Efficiency STC (%)	22.49%	22.74%	22.99%	23.25%	23.50%
25%	Maximum Power (Pmax)	556Wp	563Wp	569Wp	575Wp	581Wp
	Module Efficiency STC (%)	24.44%	24.72%	24.99%	25.27%	25.54%

* STC: Irradiance 1000W/m² Cell Temperature 25°C

AM=1.5

NOCT: Irradiance 800W/m² Ambient Temperature 20°C

AM=1.5

Wind Speed 1m/s

* Power measurement tolerance: ± 3%

Jinko Solar Co., Ltd reserves the final right for explanation on any of the information presented hereby. TR JKM445-465M-7RL3-BDVP-A1-EN-ForAUSCEC